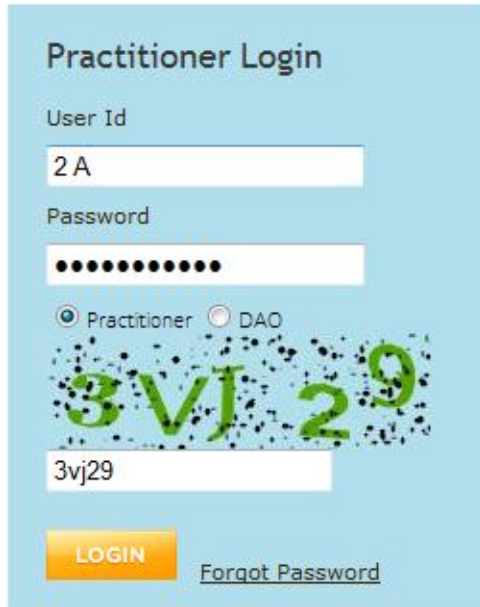


Steps to login to the KAUPB Web site for the first time

Step 1: Enter the URL: www.kaupboard.karnataka.gov.in

Step2: Enter the credentials



Note: Once the practitioner is registered successfully into the system, by default user name would be combination of their registration number and type of registration. For example if registration number is 26573 and registered type is 'A', then user name will be 26573 A. Password would be the date of registration.


Step 3: On successful login, system will navigate to the following page, where user has to change the password. This is a mandatory process.



Karnataka Ayurvedic and Unani Practitioner's Board

Change your Password

To change your password, confirm your Old Password, enter New Password, Re-type New Password and click the "Save" button.

Email ID	<input type="text" value="maresh@gmail.com"/>
Mobile No.	<input type="text" value="9945487401"/>
Date of Registration	<input type="text"/> 
Old Password	<input type="password"/>
New Password	<input type="password"/>
Re-type New Password	<input type="password"/>

(Minimum 6 characters.)

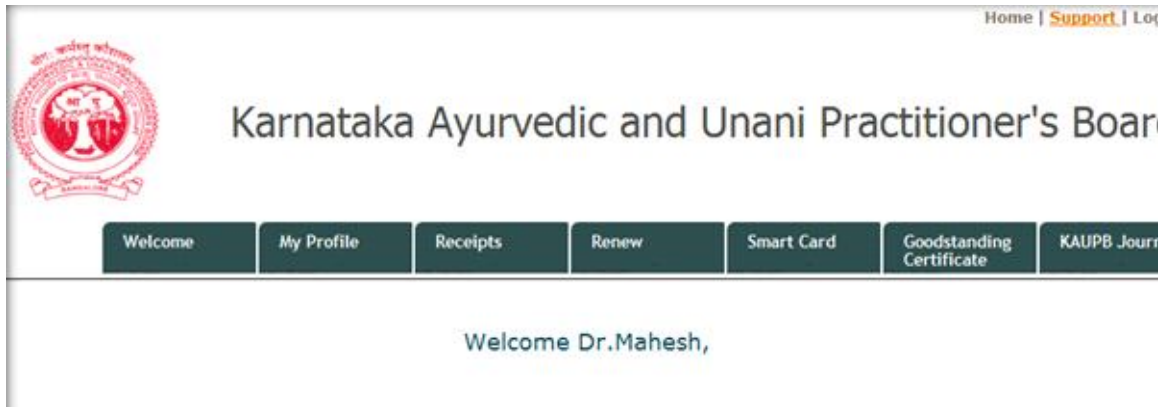
Note: Provide the necessary details as instructed by the system and after successful completion, an email and SMS will be sent to the registered email id and mobile. For the future login, practitioner has to use the same user id as earlier and newly changed password.

Steps to renew the registration for practitioner

Step 1: Enter the URL: www.kaupboard.karnataka.gov.in

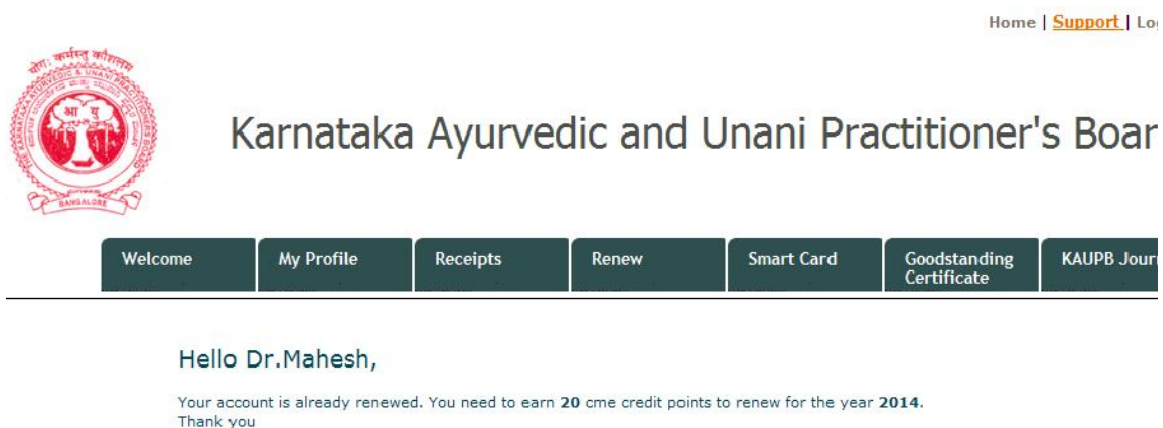
Step2: Enter the credentials, user name and password

Step 3: On successful login, system will navigate to the respective practitioner's web page.



Welcome screen will display the last date of renewal to the practitioner.

Step 4: For online renewal, click on the “Pay” menu



***Note:** Follow the simple instructions for online payment as instructed by payment gateway. Payment gateway is designed to accept all type of credit cards, debit cards and internet banking. On successful renewal, an email and SMS will be sent to the registered email id and mobile.*

Step 5: To check the online payment history, click on “My Payments”, which will display all the payments done by the logged in user.



Karnataka Ayurvedic and Unani Practitioner's Board

[Welcome](#)
[My Profile](#)
[Receipts](#)
[Renew](#)
[Smart Card](#)
[Goodstanding Certificate](#)
[KAUPB Jour](#)

My Payments - Valid upto:31/12/2013

[Receipt](#)

Type	Renewal	Mode	Offline
Receipt Number	201200049	Receipt Date	04 Mar 2013
D.D.NO	12345	D.D.Date	02 Mar 2013
Bank	canara bank	Amount	350

Note: Mode will be offline/online.

Steps to retrieve the password

Step 1: Enter the URL: www.kaupboard.karnataka.gov.in

Step 2: Click on Forgot Password Link which will navigate to the Reset Password page.

The screenshot shows the website interface with a 'Practitioner Login' form on the left and a 'Reset Password' modal window in the center. The modal window contains the following fields:

- Registration No: Ayurvedic
- Email.ID:
- Or
- Contact No:
-

At the bottom of the modal window, there is a 'Reset Password' button.

Note: On submission of valid login ID (User Name) and Email ID or login Id (User Name) and contact number, system will send the credentials by email to the practitioner and SMS to the registered mobile.